



District Report Card: 2017


State: Haryana	District: Jhajjar
Class: 8	Subject: Mathematics
Schools: 51	Students: 1007


Participation/Coverage


Students

<div>GENDER</div> <div></div>	Boys				Girls			
	Number		%		Number		%	
	419		41.61		588		58.39	

<div>AREA</div> <div></div>	Rural				Urban			
	Number		%		Number		%	
	902		89.57		105		10.43	

<div>CATEGORY</div> <div></div>	SC		ST		OBC		GEN	
	Number	%	Number	%	Number	%	Number	%
	416	41.31	0	0.00	269	26.71	322	31.98

<div>CWSN</div> <div></div>	LD	VI	HI	S&LD	ID	Oth
	4	0	3	5	5	1

<div>Management</div> <div></div>	Government			Government-aided		
	Number		%	Number		%
	983		97.62	24		2.38

Average Performance of Students in Mathematics (%)

Overall	Gender		Area		Management		Social Group			
	Male	Female	Rural	Urban	Govt.	Aided	SC	ST	OBC	GEN
42.71	40.11	44.56	42.96	40.57	43.09	27.22	44.49	0.00	41.26	41.61

Performance on Learning Outcomes (LOs)

Learning Outcomes	Description	Average Performance(%)
M601	Solves problems involving large numbers by applying appropriate operations	38.31
M606	Solves problems on daily life situations involving addition and subtraction of fractions / decimals	46.56
M620	Finds out the perimeter and area of rectangular objects in the surroundings like floor of the class room, surfaces of a chalk box etc.	45.25
M621	Arranges given/collected information in the form of table, pictograph and bar graph and interprets them	36.74
M702	Interprets the division and multiplication of fractions	37.44
M705	Solves problems related to daily life situations involving rational numbers	39.23
M706	Uses exponential form of numbers to simplify problems involving multiplication and division of large numbers	33.73
M707	Adds/subtracts algebraic expressions	49.85
M710	Solves problems related to conversion of percentage to fraction and decimal and vice versa	33.53
M717	Finds out approximate area of closed shapes by using unit square grid/graph sheet	35.36
M719	Finds various representative values for simple data from her/his daily life contexts like mean, median and mode	54.95
M721	Interprets data using bar graph	60.84
M801	Generalizes properties of addition, subtraction, multiplication and division of rational numbers through patterns	31.12
M802	Finds rational numbers between two given rational numbers	37.95
M803	Proves divisibility rules of 2, 3, 4, 5, 6, 9 and 11	57.37
M804	Finds squares, cubes, square roots and cube roots of numbers using different methods	51.00
M808	Uses various algebraic identities in solving problems of daily life	40.96
M812	Verifies properties of parallelogram and establishes the relationship between them through reasoning	40.96
M818	Finds surface area and volume of cuboidal and cylindrical object	23.09
M819	Draws and interprets bar charts and pie charts	38.83

Range of Performance of Students who Answered Correctly							
Below 30%		30% - 50%		50% - 75%		Above 75%	
Number	%	Number	%	Number	%	Number	%
325	32.27	324	32.17	254	25.22	104	10.33

Lowest Performing Learning Outcomes (LOs)

1 - Finds surface area and volume of cuboidal and cylindrical object (23.09)

2 - Generalizes properties of addition, subtraction, multiplication and division of rational numbers through patterns (31.12)

- 3 - Solves problems related to conversion of percentage to fraction and decimal and vice versa (33.53)
- 4 - Uses exponential form of numbers to simplify problems involving multiplication and division of large numbers (33.73)
- 5 - Finds out approximate area of closed shapes by using unit square grid/graph sheet (35.36)